

How to get to GECAD / ISEP

Porto is a modern European city served by an international airport, railways, and a public transportation system which includes bus services and subway lines. Porto was elected Best European Destination 2012, 2014 and 2017.

GECAD is settled at the **School of Engineering of the Polytechnic of Porto (ISEP/IPP)**. It is located in the main university area of Porto, ten minutes away from the city center by subway. Easily accessible by public transportation, the campus is just across the IPO subway station (Yellow Line | D-line), which is also served by buses.

If you are driving, the entrance to our parking lot is located on Rua de S. Tomé.



Figure 1 Entrance of Rua São Tomé (Parking)



Figure 2 Entrance of Rua Dr. António Bernardino de Almeida

Contacts

ISEP/IPP - *Instituto Superior de Engenharia do Instituto Politécnico do Porto*
Engineering Institute – Polytechnic of Porto
Rua Dr. António Bernardino de Almeida, 431
4249-015 Porto – Portugal
Phone number: +351 228 340 511
Phone extension: 1801

Coordinates

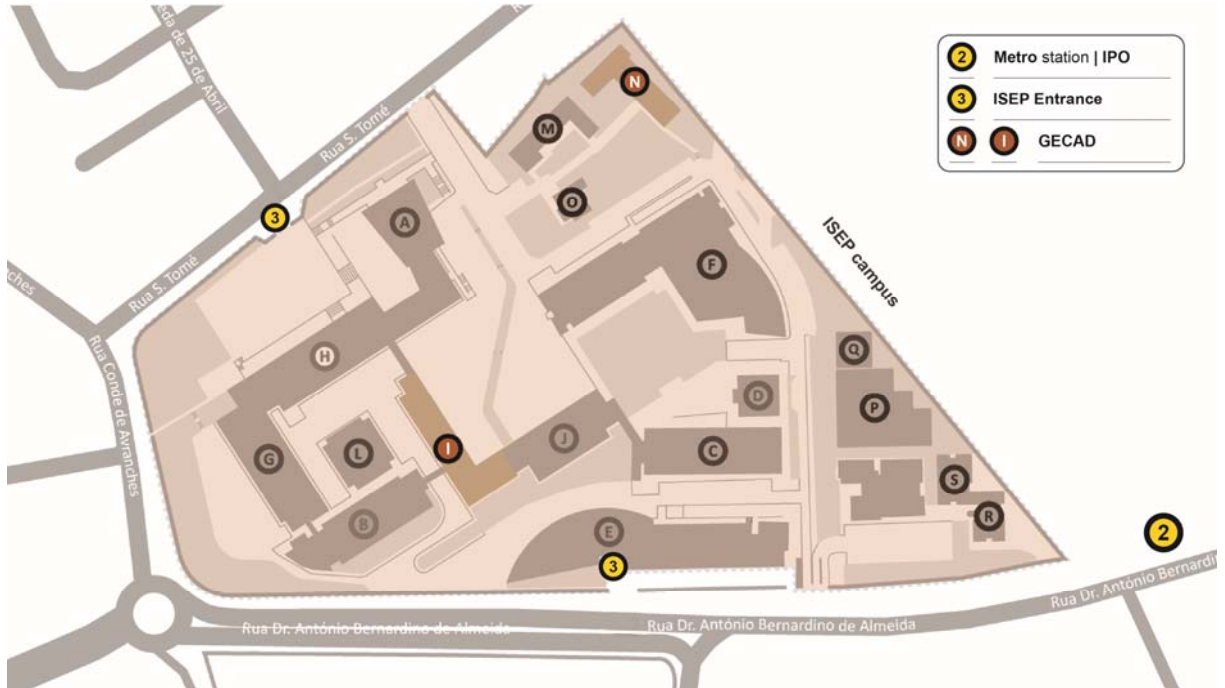
Geographic 41°10'43" N | 8°36'22" W
Decimals Latitude: 41,17878 | Longitude: -8,60622
UTM 4558659 N | 533037 E



Location

GECAD is located on building N and in the 4th floor of building I; both buildings are marked in brown in the following diagram.

The event will take place on the 4th floor of building I.



PUBLIC TRANSPORTION

PORTO AIRPORT – FRANCISCO SÁ CARNEIRO

<https://www.ana.pt/en-US/Aeropostos/porto/Porto/Pages/Homepage-Porto.aspx>

SUBWAY (METRO DO PORTO) - 6AM TO 1PM

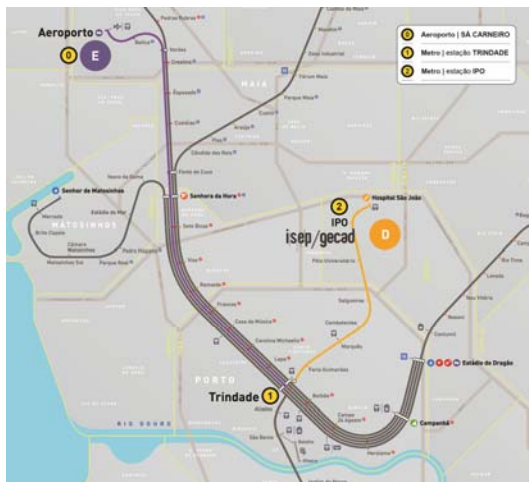
<http://www.metrodoporto.pt>

You can purchase the title on board or at the shops available in several Metro stations (Lojas Andante)*.

* Andante Tour 1 (24 consecutive hours after 1st validation) €7,00.

* Andante Tour 3 (72 consecutive hours after 1st validation) €15,00.

Map



Frequency:

Dias Úteis Mondays to Fridays	Sábados Saturdays	Domingos e Feriados Sundays & Holidays
Horas > T.M.E.	Horas > T.M.E.	Horas > T.M.E.
06 - 07 > 07'	06 - 09 > 07'	06 - 00 > 07'
07 - 21 > 04'	09 - 21 > 05'	00 - 01 > 08'
21 - 01 > 08'	21 - 01 > 08'	

Metro						
	Line	From:	To:	Time	Zone	Price
Airport - City center	E	Airport	São Bento	36"	Z4	€2,00
Airport - ISEP	E+D ¹	Airport	IPO	43"	Z4	€2,00
City center - ISEP	D	São Bento	ISEP	20"	Z2	€1.20

BUS (STCP LINES)

<http://www.stcp.pt>

Bus						
	Bus	From:	To:	Time	Zone	Price
Airport - City center	602	Airport	São Bento	34"	Z4	€2,00
Airport - ISEP	604	Airport	Hospital São João	35"	Z3	€1,60
City center - ISEP	301	São Bento	ISEP	40"	Z2	€1,20


¹ Change line in Trindade Station (Line E to Line D)

TRAIN (CP RAILWAYS)

 <http://www.cp.pt>

TAXI

 <http://www.raditaxis.pt>

 +351-225 073 900

Taxis are available 24 hours a day throughout the city at taxi ranks. You can hail them in the street or call a taxi company. They take up to 4 passengers. Every taxi has a meter indicating the cost of your journey to be paid at the end of the trip. The receipt is compulsory. Tariff charges are posted on the window of the rear door, on the left side of the taxi. A supplement is payable for baggage exceeding 55 x 35 x 20 cm.

Estimated prices and distances: Porto Airport to the city center (Av. dos Aliados)– 15,3 km – 20' – € 20

UBER

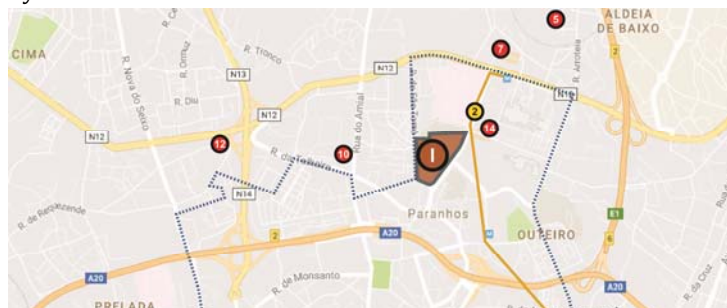
 <https://uberportugal.pt/portugal/>

Uber is available in Portugal.

INFORMATION ON NEARBY HOTELS

- **(7)** - Eurostars Oporto Hotel | <http://www.eurostarsoporto.com/>
14" walking time
- **(5)** - Axis Hotel | <https://www.axishoteis.com/pt/Axis-Hoteis/Hoteis/Axis-Porto/O-Hotel.aspx>
28" walking time
- **(10)** - Beta Hotel | <https://www.belverhotels.com/beta-porto-hotel.html>
8" walking time
- **(14)** - Ibis Porto São João Hotel | <http://www.ibis.com>
10" walking time

These are the hotels closest to ISEP. The D subway line directly connects the city center and ISEP (*Pólo Universitário*) in about 15 minutes. If you wish to book in the outskirts, here is the contact of *Viagens El Corte Ingles* – the travel agency settled at ISEP².



² Rua Dr. António Bernardino de Almeida, 431 | 4249-015 Porto

Tel.: 22 834 05 18 Extension: 1318

E-mail: isep@viagenselcorteingles.pt